


NT 123 Hermeneutics



Vern Sheridan Poythress

©CC BY-SA 4.0


I. Course Arrangements



What can I expect?


What are the assignments?

How is it organized?




The Challenge

That's just your
interpretation!




The Bible says
that Jesus is the
only way to God.



A. Goals for the Course

The Basic Goal

Skill
in interpreting
the Bible



Big challenge!



Achieving the Goal

All of life heads toward the goal.

Every course at the Seminary.

Within NT 123, we focus on:

broad theological
framework for
interpretation

techniques useful
for particular
aspects of study

B. Overview

Basic Guides

- ◆ The syllabus
- ◆ Lecture Notes
- ◆ Electronic files:
<http://campus.wts.edu/~vpoythress/nt123/nt123.html>

Course Responsibilities

- ◆ See the Syllabus.

C. Assignments and Grading

Kinds of Assignments

- ◆ Reading assignments.
- ◆ Short analysis papers.
- ◆ A final exam.
- ◆ One biblical-theological paper.

D. Important Information

Prerequisites

- ◆ NT 101, 103 New Testament Introduction.
- ◆ NT 013 (Greek)
- ◆ OT 013 (Hebrew)

Start on Reading Assignments

- ◆ Reading assignments.
- ◆ Read before I discuss in class.
- ◆ Roland Allen's book is sometimes out of print. Leave time to share library reserve copies.



Prepare for Exercises

- ◆ Study Isaiah 51:17-23 and 52:7-12 in Hebrew.



Be ready!

In Class

- ◆ Bring the NT 123 Lecture Notes.
- ◆ Bring an English Bible.

Needless
excess!



The Lecture Notes

- ◆ Contains almost all visual materials.
- ◆ In class, listen and take notes (don't look at syllabus).
- ◆ Use it for class exercises.

Think!



Asking Questions

- ◆ I value interaction.
- ◆ But the class is large.
- ◆ Ask only for
 - clarification
 - everyone else's question



Other Routes for Questions

- ◆ Posted office hours.
- ◆ Written questions in my mail box. (Sign in order to be sure of a reply.)
- ◆ Email to vpoythress@wts.edu
 - I answer it in class
 - Or give written answer
 - Or invite an office hour

Organization of the Course

- I. Course Arrangements
Introduction: (now)
- II. Foundations of Biblical Interpretation
Theological framework
- III. Steps in Biblical Interpretation
Techniques.

That's it!



Steps in Interpretation

- ◆ Three times through the process.

1 : elementary

III. C. Three Steps in Interpretation

2 : intermediate

III. F. Steps for sermon preparation

3 : elaborate

IV.-XI. Particular topics



Don't
get lost!

Focusing In

Three Elementary Steps: ① ② ③



Finer Focus: ① ② ③ ④ ⑤

abc abcde abcde abc



Finest Focus: ②d ③b



concentrate on difficult and challenging areas


My Approach as a Teacher

- ◆ An introductory course.
- ◆ Scientific rather than poetic mentality.
- ◆ Method subordinate to sanctity.
- ◆ Important things said only once.

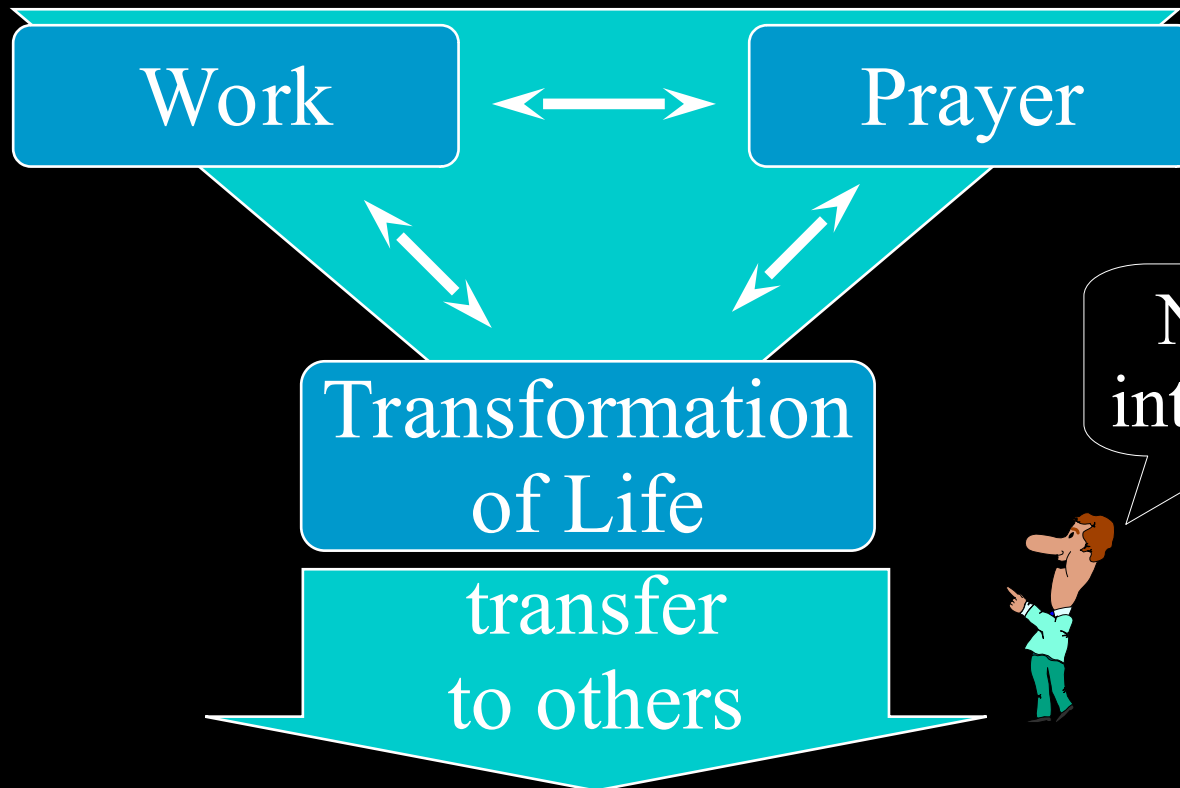
Simplicity

Accessible ideas

With depth



Your Responsibilities as a Student



Not just
intellectual



give them bread, not a bakery!

Attentiveness

Multitasking?

- ◆ Courtesy to teacher
- ◆ Depth and application
- ◆ No internet or computer games or cell phones

The law of the LORD is perfect, converting the soul; The testimony of the LORD is sure, making wise the simple.

More to be desired are they than gold, yea, than much fine gold; Sweeter also than honey and the honeycomb.

The statutes of the LORD are right, rejoicing the heart; The commandments of the LORD is pure, enlight'ning the eyes.

The fear of the LORD is clean, enduring for ever; The judgments of the LORD are true, and righteous altogether.